


# PSTUCET Online Application QuickGuide

## Step 1: When you Click on Apply Now



**POTTI SREERAMULU TELUGU UNIVERSITY**  
పొట్టి శ్రీరాములు తెలుగు యూనివర్సిటీ  
**PSTUCET**

Accredited with 'B' Grade by NAAC

Home

**Pay Your Online Payment**

[Proceed to pay Fee through Payment Gateway Using Credit Card / Debit Card](#)

Note down the Payment **Reference ID** before payment process.  
After payment "**Transaction Id.**" will appear on the screen. Note down the "**Transaction Id.**"  
**Reference ID** and **Transaction ID** are both important for future references for communication

**If Already Paid, Verify Your Payment Details AND Proceed to Submit/Edit your Application**

[Proceed to Verify and fill Application Form online if you have already paid](#)

Click on above button if you are unable to fill the application form after obtaining Transaction ID from Bank

Designed & Developed by iYuga | Copyright © 2016 | All Rights Reserved.

## **Step 2 : Fill Your details and Note down the Payment Reference NO.**

Payment Gateway Through Credit Card / Debit Card : గమనిక : ప్రస్తుతం ప్రైవేట్ బ్యాంక్ డెబిట్ కార్డులు పనిచేయటం లేదు.

Payment Reference No :  (Please note this reference no. before payment)

Qualifying Exam Hall Ticket No.  
[గతంలో ప్రాసెస్ చేసిన ఏదైనా పరిక్షా హాల్ టికెట్ నం/ఆధార్ నం.]

Candidate's Name :  
[As per Aadhaar/SSC/Qualifying Exam]

Campus :

Admission into :

Course Name :

Mobile :

Email :

Date of Birth :  
[As per SSC/Qualifying Exam]   
(DD/MM/YYYY) Ex : 08/05/2008 for 8th May 2008.

Fee Amount :

## Step 3 : Please Enter your Card Details and Make Payment


**Credit Card** >

Debit Card

Other Debit Cards

Internet Banking

Pay by Credit Card

VISA        RuPay

**Card Number**

Enter card number

**Expiration Date**                      **CVV/CVC**

Month     Year    

**Card Holder Name**

Enter card holder name

**Make Payment** Cancel

**Merchant Name**

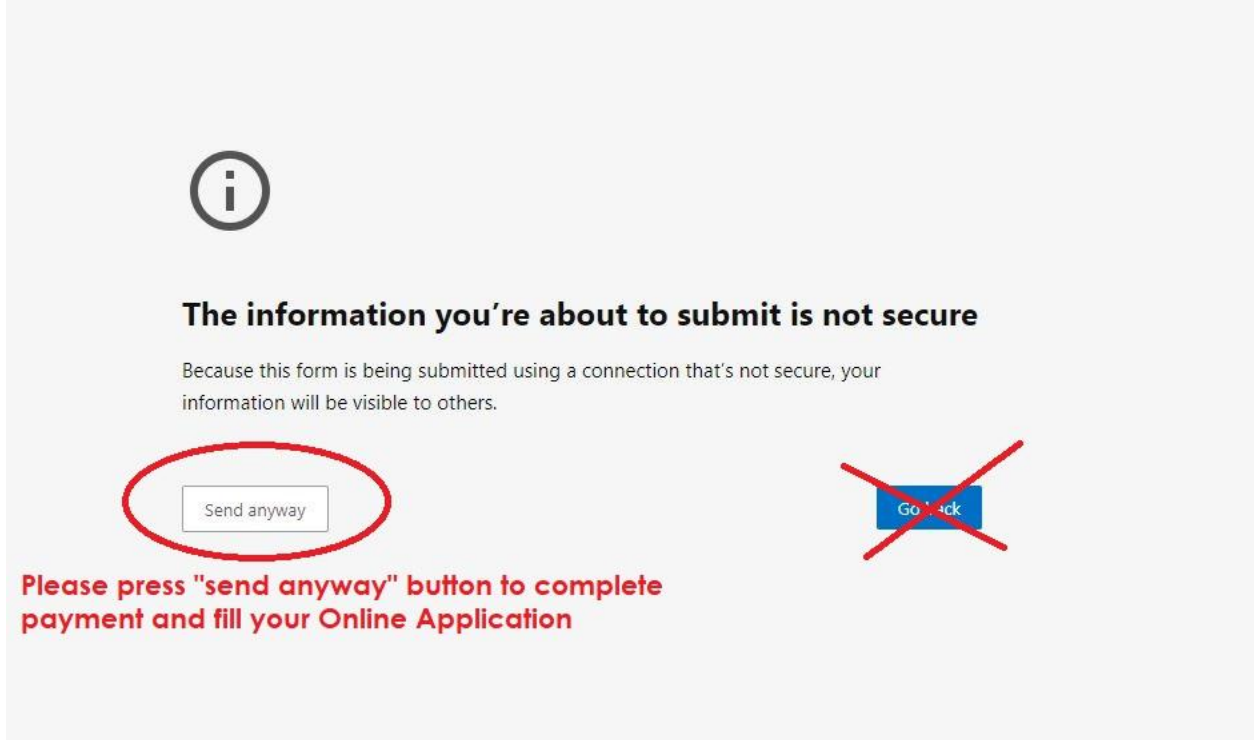
POTTI SREERAMULU  
TELUGU UNIVERSITY

Payment Amount: ₹ 500.00

**BillDesk**  
All your payments. Single location.

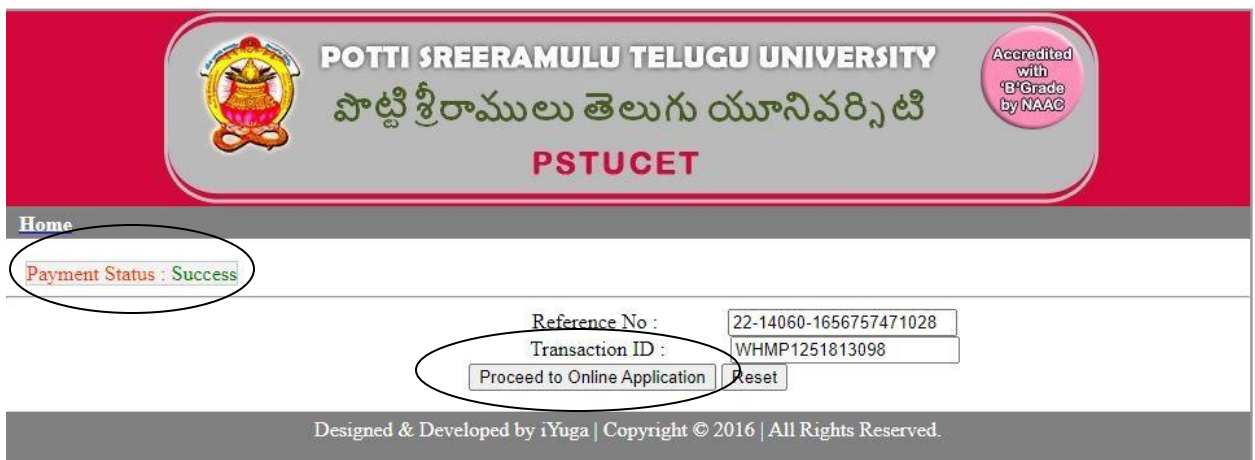
## Step 4 : You will Get WARNING MESSAGE saying is not secure

Please press "send anyway" button and continue



The screenshot shows a warning message with an information icon (i) in a circle. The text reads: "The information you're about to submit is not secure". Below this, it says: "Because this form is being submitted using a connection that's not secure, your information will be visible to others." There are two buttons: "Send anyway" (circled in red) and "Go back" (crossed out with a red X). Below the buttons, it says: "Please press 'send anyway' button to complete payment and fill your Online Application".

## You Should get Success page to proceed online Application



The screenshot shows the success page of POTTI SREERAMULU TELUGU UNIVERSITY. The header includes the university logo, name in English and Telugu, and the acronym PSTUCET. A NAAC accreditation badge is also present. The main content area shows "Payment Status : Success" (circled in red). Below this, there are fields for "Reference No : 22-14060-1656757471028" and "Transaction ID : WHMP1251813098". At the bottom, there are buttons for "Proceed to Online Application" (circled in red) and "Reset". The footer contains the text: "Designed & Developed by iYuga | Copyright © 2016 | All Rights Reserved."